



APPLICATION

Heaters DH are used in mechanical ventilation systems where there is a need to raise the temperature during winter or keep constant temperature in the room. It is possible to use heaters in technological processes that require the supply of constant temperature air.

CONSTRUCTION

Electric duct heaters designed for direct mounting on circular ducts with standard diameters (100-400 mm). The housing of the heater is made of galvanized sheet steel, and the heating elements are made of stainless steel. The heaters are fitted with a standard double overload protection system: automatic element (temp. +75°C), and manual unlock (temp. +85°C). Duct heaters should be selected so that the outlet air temperature does not exceed +40°C. The air flow rate of the heaters must not be less than 1.5 m/s. Diagram of electrical connection fig. 12 page 664.

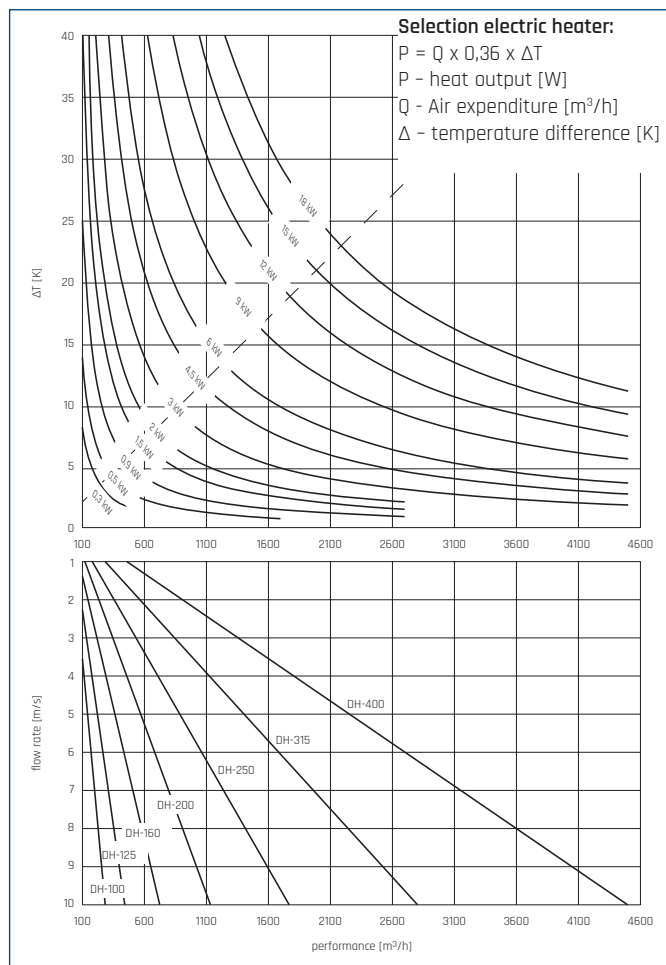
DESIGNATION

DH	-	125	/	09	/	S
1		2		3		4

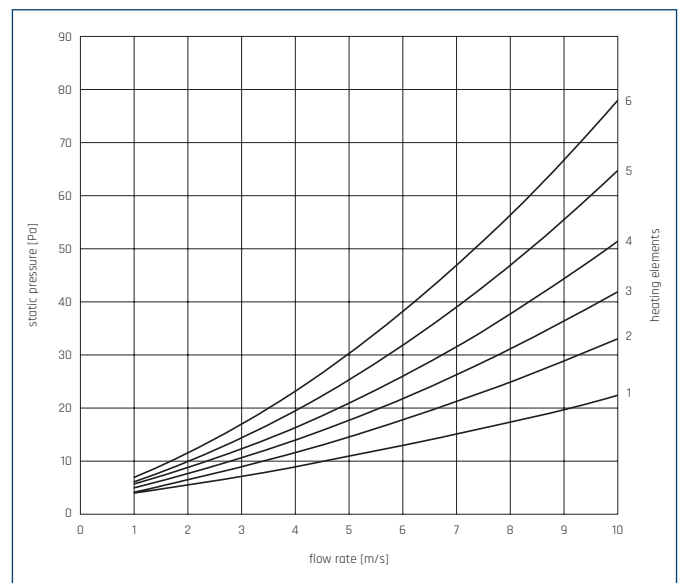
1. Duct heater.
2. Duct diameter.
3. Power factor:
0,9 x 1000 = 900W
4. Power supply:
S - 1 x 230V
B - 2 x 400V
T - 3 x 400V



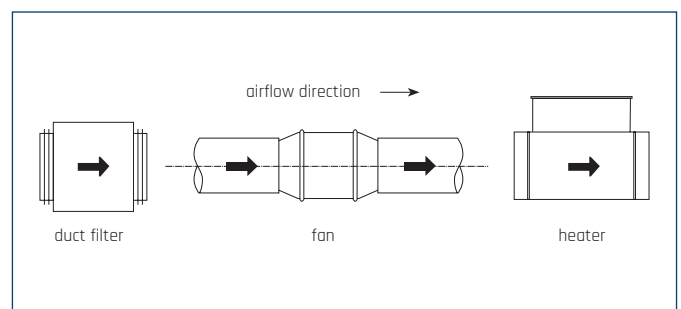
SELECTION HEATER DH



PRESSURE DROP



SUGGESTED ASSEMBLY



HEAT OUTPUT

Type	power [kW]	heating elements	voltage [V]	* size								
				100	125	160	200	250	315	355	400	
DH-*-45 T	4,5	3	3 x 400				40511760	40511770	40511790			
DH-*-50 B	5	2	2 x 400				40511761	40511771	40511791		40511808	40511821
		3										
DH-*-60 B	6	3	2 x 400				40511766	40511776	40511796	40511809	40511823	
DH-*-60 T	6	3	3 x 400				40511765	40511775	40511795	40511810	40511824	
DH-*-90 T	9	3	3 x 400						40511780	40511800	40511815	40511825
		6										

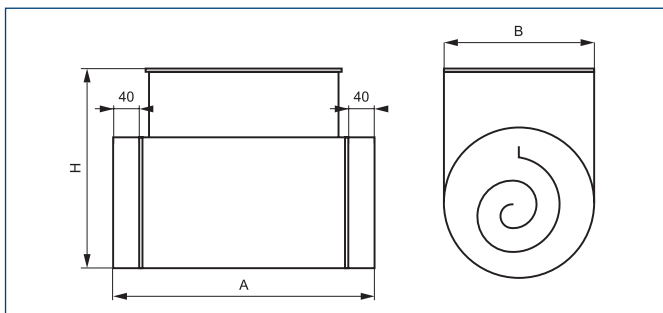
1 - choose duct diameters (e.g. 250mm)

2 - match power and power supply (e.g. 6kW / 3x400V)

3 - read article number and heater type (e.g. 40511775 -> DH-250/60T)

Type	power [kW]	heating elements	voltage [V]	* size								
				100	125	160	200	250	315	355	400	
DH-*-03 S	0,3	1	1 x 230	40511710	40511718							
DH-*-05 S	0,5	1	1 x 230			40511726	40511746	40511767				
DH-*-06 S	0,6	2	1 x 230	40511711	40511719							
DH-*-09 S	0,9	3	1 x 230	40511713	40511720							
DH-*-10 S	1	2	1 x 230			40511727	40511748	40511772	40511781			
DH-*-12 S	1,2	4	1 x 230	40511714	40511721							
DH-*-15 S	1,5	3	1 x 230			40511730	40511749	40511773	40511782			
		5				40511722						
DH-*-18 S	1,8	6	1 x 230		40511723							
DH-*-20 S	2	4	1 x 230			40511740	40511750	40511774	40511783			
DH-*-25 S	2,5	4	1 x 230				40511751					
		5			40511741		40511777	40511784				
DH-*-30 S	3	3	1 x 230							40511806	40511818	
		6			40511742	40511752	40511778	40511786				
DH-*-30 B	3	3	2 x 400				40511756	40511769	40511787			
DH-*-30 T	3	1	3 x 400							40511807	40511819	
		3			40511755	40511768	40511785					
DH-*-45 T	4,5	3	3 x 400				40511760	40511770	40511790			
DH-*-50 B	5	2	2 x 400							40511808	40511821	
		3			40511761	40511771	40511791					
DH-*-60 B	6	3	2 x 400				40511766	40511776	40511796	40511809	40511823	
DH-*-60 T	6	3	3 x 400				40511765	40511775	40511795	40511810	40511824	
DH-*-90 T	9	3	3 x 400							40511815	40511825	
		6			40511780	40511800						
DH-*-120 T	12	6	3 x 400						40511805	40511820	40511830	
DH-*-150 T	15	6	3 x 400							40511822	40511835	
DH-*-180 T	18	6	3 x 400								40511840	

DIMENSIONS [mm]



Type	duct diameter	A	B	H
DH-100	100	380	103	197
DH-125	125	380	128	221
DH-160	160	380	163	257
DH-200	200	400	203	297
DH-250	250	400	253	347
DH-315	315	400	318	411
DH-355	355	440	358	451
DH-400	400	440	403	497

ACCESSORIES

